

OUTLINER 20 Recessed IP66

Outliner Recessed IP66 series is a custom made linear luminaire series with clear or opal lighting surface. It is available in 2 different widths of 20 and 40mm (luminous area widths). It is offered in standard and in custom lengths varying from 50cm up to 400cm. The series offers an excellent uniformity with colour consistency and is ideal due to its special design and construction to meet the most demanding lighting applications.

RC IP66 / RC Seamless IP66:

- L90/B10 > 50000 h, 3 Step MacAdam.
- Ingress Protection: IP66

RC IP66:

- Supplied with input cable & IP68 connector as standard.
- Possibility for in-out cables & IP68 connectors upon request as extra.

RC Seamless IP66:

- Supplied with input-output cables & IP68 connectors as standard.

Lighting management options:

On-Off/DALI/0...10V/1...10V/DMX512/PHASE CUT/IR/RF/PUSH BUTTON/Bluetooth

L90/B10 50.000h

Available upon request:

- ✓ Custom dimensions
- ✓ Custom luminaire colours



Seamless IP66

PU (Polyurethane) material:

Tri- component polyurethane, transparent or translucent for homogeneous light dispersion.

Fully compliance with: REACH, RoHS and ELV European Directives.

EC – Directives 89/109 Contact with Food.

Resistance to: Outdoor – Chemicals – Short term water immersion – Hot water.

Thermal Shock – Heat - Abrasion

In accordance to: Florida test, Arizona test, Xenotest, QUV-A test. ACID Rain test ASTM G87.

TABER test ASTM D1044. CROCKMETER test ASTM D6279

Marine Type features:

Powder Coating:

Ultra-durable powder coating that meets the requirements of GSB Master, Qualicoat Class2, EN12206 (formerly BS6496), EN13438 (formerly BS6497:1:984) and AAMA 2604.

Exterior Durability:

Meets qualicoat class 2 requirements after 3 years Florida

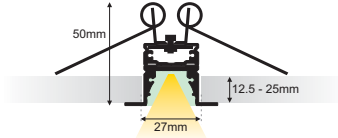
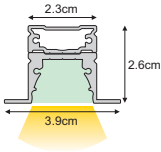
Meets AAMA 2604-13 requirements after 5 years Florida

High Resistance to:

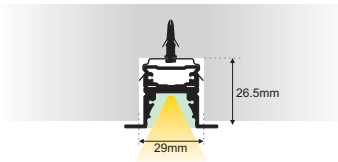
Weather, UV, Water and mould growth



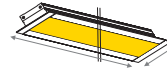
STANDARD



Standard installation



Optional installation upon request



Dimensions:

for Monochromatic, Tunable White:
39x54.6/87.9/ 104.6/121.3/154.6/204.6cm
Cutting Hole:
27x53.6/86.9/103.6/120.3/153.6/203.6cm

for RGBWW-RGBCW 84LED/m:
39x54.6/90.3/ 104.6/126/154.6/204.6cm
Cutting Hole:
27x53.6/89.3/103.6/125/153.6/203.6cm

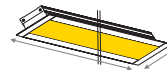
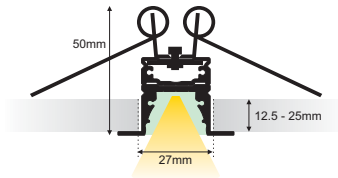
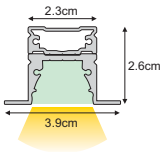
for RGBWW-RGBCW 60LED/m, RGB 60LED/m, RGB 30LED/m:
39x54.6/84.6/ 104.6/124.6/154.6/204.6cm
Cutting Hole:
27x53.6/83.6/103.6/123.6/153.6/203.6cm

for RGB 96LED/m:
39x54.6/92.1/ 104.6/123.3/154.6/204.6cm
Cutting Hole:
27x53.6/81.1/103.6/122.3/153.6/203.6cm



Note:
Cutting hole must be 10mm shorter than the luminaire length.

SEAMLESS



Dimensions:

for Monochromatic, Tunable White:
39x52.3/88.7/ 102.3/119/152.3/202.3cm
Cutting Hole:
27x51.3/87.7/101.3/118/151.3/201.3cm

for RGBWW-RGBCW 84LED/m:
39x52.3/88/102.3/123.7/152.3/202.3cm
Cutting Hole:
27x51.3/87/101.3/122.7/151.3/201.3cm

for RGBWW-RGBCW 60LED/m, RGB 60LED/m, RGB 30LED/m:
39x52.3/82.3/102.3/122.3/152.3/202.3cm
Cutting Hole:
27x51.3/81.3/101.3/121.3/151.3/201.3cm

for RGB 96LED/m:
39x52.3/89.8/102.3/121/152.3/202.3cm
Cutting Hole:
27x51.3/88.8/101.3/120/151.3/201.3cm



Note:
Cutting hole must be 10mm shorter than the luminaire length.

Connectors



Input cable with IP68 connectors supplied as standard.



In-Out cables & IP68 connectors supplied as extra.



Supply connectors for a luminaire array (as extra)

- CNC.009** 2 pole connector (monochrome)
- CNC.013** 4 pole connector (RGB)
- CNC.053** 5 pole connector (RGBW)

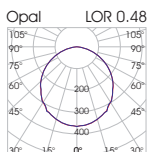
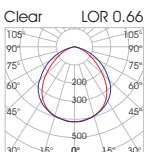
STANDARD



Model	Luminaire Colour*	Colour Temperature	CRI	Watt / Length	Type	Voltage	
OUTLINER 20 IP66 Recessed <i>(OUTLINER 20 66RC)</i>	Anodized <i>(AN)</i> Marine Type <i>(MT)</i>	2000K <i>(20)</i>	≥ 80 <i>(80)</i>	10.5W / 54.6cm <i>(11W055)</i>	Clear <i>(CL)</i> Opal <i>(OP)</i>	24VDC <i>(24)</i>	
		2500K <i>(25)</i>		17.5W / 87.9cm <i>(18W088)</i>			
		2700K <i>(27)</i>		21W / 104.6cm <i>(21W105)</i>			
		3000K <i>(30)</i>		24.5W / 121.3cm <i>(25W121)</i>			
		4000K <i>(40)</i>		31.5W / 154.6cm <i>(32W155)</i>			
		5700K <i>(57)</i>		42W / 204.6cm <i>(42W205)</i>			
		TUNABLE WHITE					
		Colour Temperature		CRI			Watt / Length
		Tunable White	≥ 80 <i>(80)</i>	10W / 54.6cm <i>(10W055)</i>			
		2700K~5700K <i>(TW)</i>		16.7W / 87.9cm <i>(17W088)</i>			
				20W / 104.6cm <i>(20W105)</i>			
				23.4W / 121.3cm <i>(23W121)</i>			
		30W / 154.6cm <i>(30W155)</i>					
		40W / 204.6cm <i>(40W205)</i>					
RGBWW / RGBCW / RGB							
Colour		Watt / Length					
RGBWW <i>(RGBWW)</i>		13.5W / 54.6cm <i>(14W055)</i>					
RGBCW <i>(RGBCW)</i>		23.1W / 90.3cm <i>(23W090)</i>					
84LED/m		27W / 104.6cm <i>(27W105)</i>					
		32.8W / 126cm <i>(33W126)</i>					
		40.5W / 154.6cm <i>(41W155)</i>					
		54W / 204.6cm <i>(54W205)</i>					
RGBWW <i>(RGBWW)</i>		9.7W / 54.6cm <i>(10W055)</i>					
RGBCW <i>(RGBCW)</i>		15.6W / 84.6cm <i>(16W085)</i>					
60LED/m**		19.5W / 104.6cm <i>(20W105)</i>					
		23.4W / 124.6cm <i>(23W125)</i>					
		29.2W / 154.6cm <i>(29W155)</i>					
		39W / 204.6cm <i>(39W205)</i>					
RGB <i>(RGB96)</i>		11.5W / 54.6cm <i>(12W055)</i>					
96LED/m		20.1W / 92.1cm <i>(20W092)</i>					
		23W / 104.6cm <i>(23W105)</i>					
		27.3W / 123.3cm <i>(27W123)</i>					
		34.5W / 154.6cm <i>(35W155)</i>					
		46W / 204.6cm <i>(46W205)</i>					
RGB <i>(RGB60)</i>		7.2W / 54.6cm <i>(07W055)</i>					
60LED/m**		11.6W / 84.6cm <i>(12W085)</i>					
		14.5W / 104.6cm <i>(15W105)</i>					
		17.4W / 124.6cm <i>(17W125)</i>					
		21.7W / 154.6cm <i>(22W155)</i>					
		29W / 204.6cm <i>(29W205)</i>					
RGB <i>(RGB30)</i>		3.6W / 54.6cm <i>(04W055)</i>					
30LED/m**		5.7W / 84.6cm <i>(06W085)</i>					
		7.2W / 104.6cm <i>(07W105)</i>					
		8.6W / 124.6cm <i>(09W125)</i>					
		10.8W / 154.6cm <i>(11W155)</i>					
		14.4W / 204.6cm <i>(14W205)</i>					

* Available in other colours upon request

** The LED density of these ribbons is low thus, the homogeneity of lighting surface of Milky type luminaire will be affected.



Ordering Code Example: OUTLINER 20 66RC-AN-RGB60-17W125-OP-24

SEAMLESS

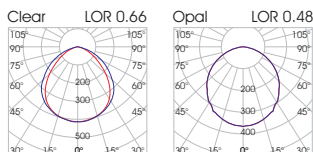

IP66

Model	Luminaire Colour*	Colour Temperature	CRI	Watt / Length***	Type	Voltage	
OUTLINER 20 IP66 Recessed SEAMLESS <i>(OUTLINER 20 66RCS)</i>	Anodized <i>(AN)</i>	2000K <i>(20)</i>	≥ 80 <i>(80)</i>	10.5W / 50.3cm <i>(11W050)</i>	Clear <i>(CL)</i> Opal <i>(OP)</i>	24VDC <i>(24)</i>	
	Marine Type <i>(MT)</i>	2500K <i>(25)</i>		17.5W / 83.7cm <i>(18W084)</i>			
		2700K <i>(27)</i>		21W / 100.3cm <i>(21W100)</i>			
		3000K <i>(30)</i>		24.5W / 117cm <i>(25W117)</i>			
		4000K <i>(40)</i>		31.5W / 150.3cm <i>(32W150)</i>			
		5700K <i>(57)</i>		42W / 200.3cm <i>(42W200)</i>			
		<i>TUNABLE WHITE</i>					
		Colour Temperature	CRI	Watt / Length***			
		Tunable White 2700K--5700K <i>(TW)</i>	≥ 80 <i>(80)</i>	10W / 50.3cm <i>(10W050)</i> 16.7W / 83.7cm <i>(17W084)</i> 20W / 100.3cm <i>(20W100)</i> 23.4W / 117cm <i>(23W117)</i> 30W / 150.3cm <i>(30W150)</i> 40W / 200.3cm <i>(40W200)</i>			
		<i>RGBWW / RGBCW / RGB</i>					
		Colour			Watt / Length***		
		RGBWW <i>(RGBWW)</i> RGBCW <i>(RGBCW)</i> 84LED/m			13.5W / 50.3cm <i>(14W050)</i> 23.1W / 86cm <i>(23W086)</i> 27W / 100.3cm <i>(27W100)</i> 32.8W / 121.7cm <i>(33W122)</i> 40.5W / 150.3cm <i>(41W150)</i> 54W / 200.3cm <i>(54W200)</i>		
	RGBWW <i>(RGBWW)</i> RGBCW <i>(RGBCW)</i> 60LED/m**			9.7W / 50.3cm <i>(10W050)</i> 15.6W / 80.3cm <i>(16W080)</i> 19.5W / 100.3cm <i>(20W100)</i> 23.4W / 120.3cm <i>(23W120)</i> 29.2W / 150.3cm <i>(29W150)</i> 39W / 200.3cm <i>(39W200)</i>			
	RGB <i>(RGB96)</i> 96LED/m			11.5W / 50.3cm <i>(12W050)</i> 20.1W / 87.8cm <i>(20W088)</i> 23W / 100.3cm <i>(23W100)</i> 27.3W / 119cm <i>(27W119)</i> 34.5W / 150.3cm <i>(35W150)</i> 46W / 200.3cm <i>(46W200)</i>			
	RGB <i>(RGB60)</i> 60LED/m**			7.2W / 50.3cm <i>(07W050)</i> 11.6W / 80.3cm <i>(12W080)</i> 14.5W / 100.3cm <i>(15W100)</i> 17.4W / 120.3cm <i>(17W120)</i> 21.7W / 150.3cm <i>(22W150)</i> 29W / 200.3cm <i>(29W200)</i>			
	RGB <i>(RGB30)</i> 30LED/m**			3.6W / 50.3cm <i>(04W050)</i> 5.7W / 80.3cm <i>(06W080)</i> 7.2W / 100.3cm <i>(07W100)</i> 8.6W / 120.3cm <i>(09W120)</i> 10.8W / 150.3cm <i>(11W150)</i> 14.4W / 200.3cm <i>(14W200)</i>	12VDC <i>(12)</i>		

* Available in other colours upon request.

** The LED density of these ribbons is low thus, the homogeneity of lighting surface of Milky type luminaire will be affected.

*** Length without end caps for seamless installation (Add 15mm for each end cap).



Ordering Code Example: OUTLINER 20 66RCS-AN-RGB60-17W120-OP-24